

AQA, OCR, Edexcel

GCSE

GCSE Maths

Loci and Construction
Questions

Name:

M

M

E

Mathsmadeeasy.co.uk

Total Marks: /20

Loci and construction

1. Draw the locus of all the points which are equidistant from the following points.
 - a. A to B. You must show construction lines.



(2 Marks)

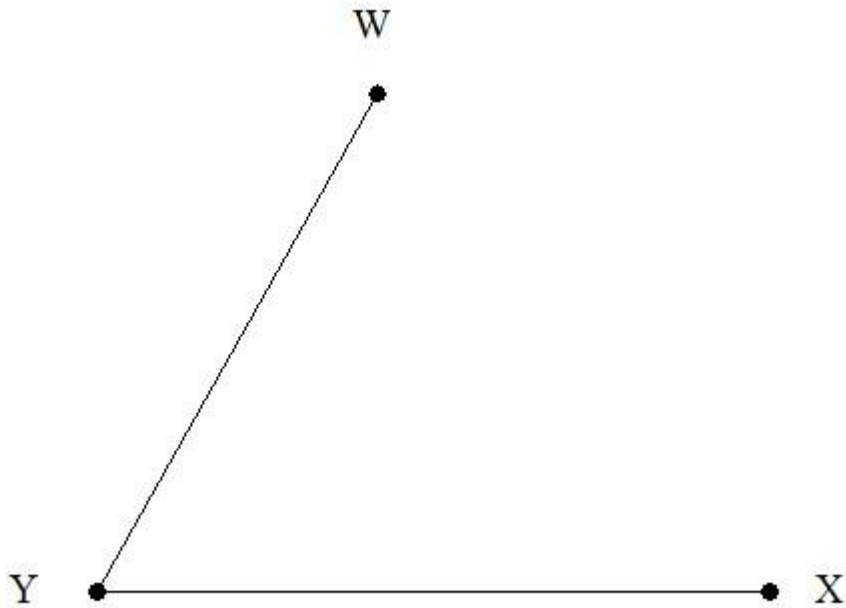
2. Draw the locus of all points that are exactly 4cm from the line XY. You must show construction lines.



(3 Marks)

Visit <http://www.mathsmadeeasy.co.uk/> for more fantastic resources.

3. Draw the locus of all the points which are equidistant from the lines YW and YX.
You must show construction lines.



(2 Marks)

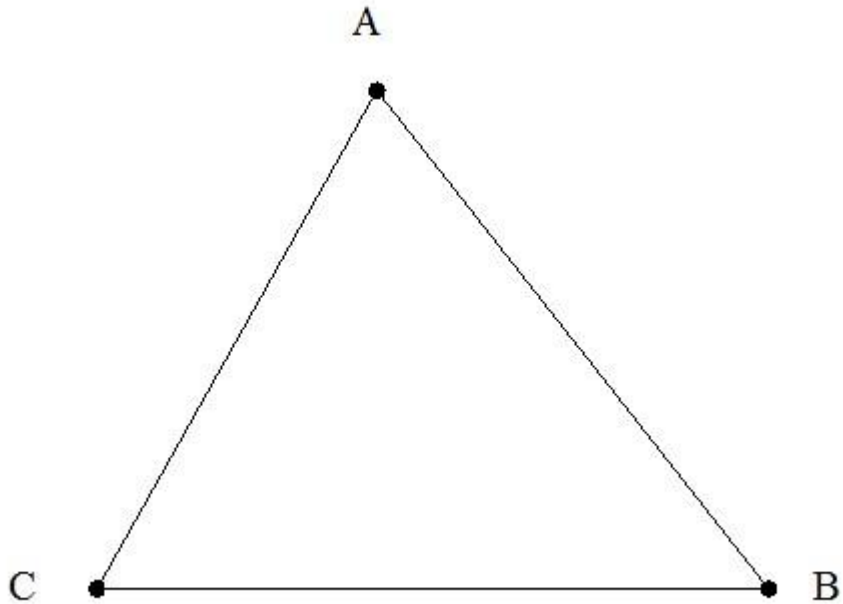
4. Using line DJ below, construct an equilateral triangle. You must show construction lines



(2 Marks)

Visit <http://www.mathsmadeeasy.co.uk/> for more fantastic resources.


5. ABC is a triangle, label the region R which satisfies both:
Less than 7 cm from B
And is closer to line AC than line AB.
You must show construction lines.



(4 Marks)

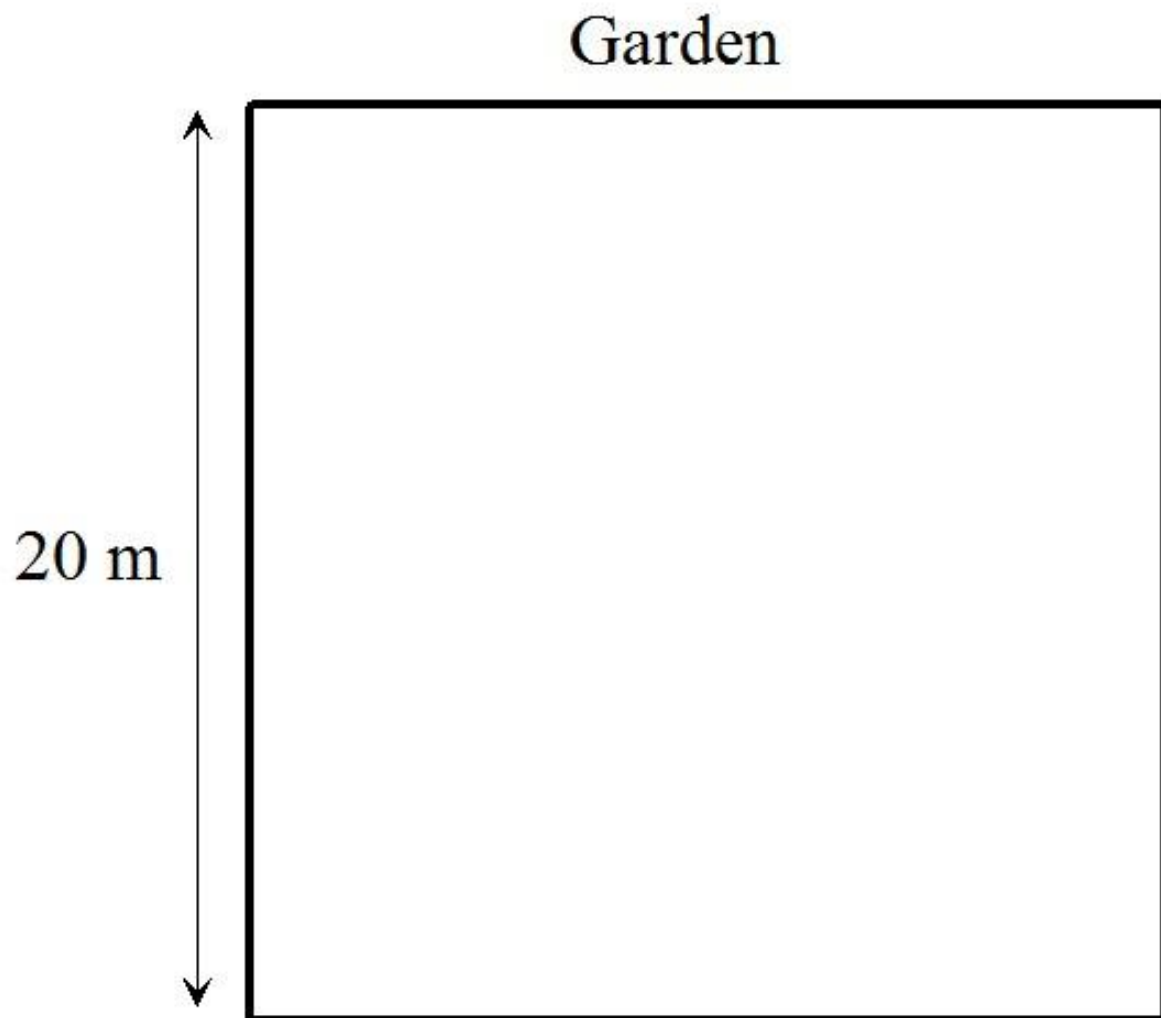
Visit <http://www.mathsmadeeasy.co.uk/> for more fantastic resources.

6. Construct a line starting from a point which is perpendicular to line AB. You must show construction lines.



(3 Marks)

7. The diagram below shows a garden which is 20m by 20m. A dog is tied up in this garden; the length of the dog lead is 5m. Draw the garden and the possible areas the dog can cover if it was to be tied up in any one of the 4 corners and label the region it cannot access as R.



(3 Marks)

End of questions